

THIS DRAWING IS UNPUBLISHED. RELEASED FOR PUBLICATION
 © COPYRIGHT BY TYCO ELECTRONICS CORPORATION. ALL RIGHTS RESERVED.

| LOC | DIST | REVISIONS | | | |
|-----|------|-------------|---------------------------|---------|--------|
| P | LTR | DESCRIPTION | DATE | DWN | APVD |
| FT | 0 | K14 | REVISED PER ECO-08-015871 | 27JUN08 | HMR FD |

PHYSICAL PROPERTIES:
 HOUSING MATERIAL: THERMOPLASTIC, PC
 FLAMABILITY: UL94V-0
 COLOR: BLACK

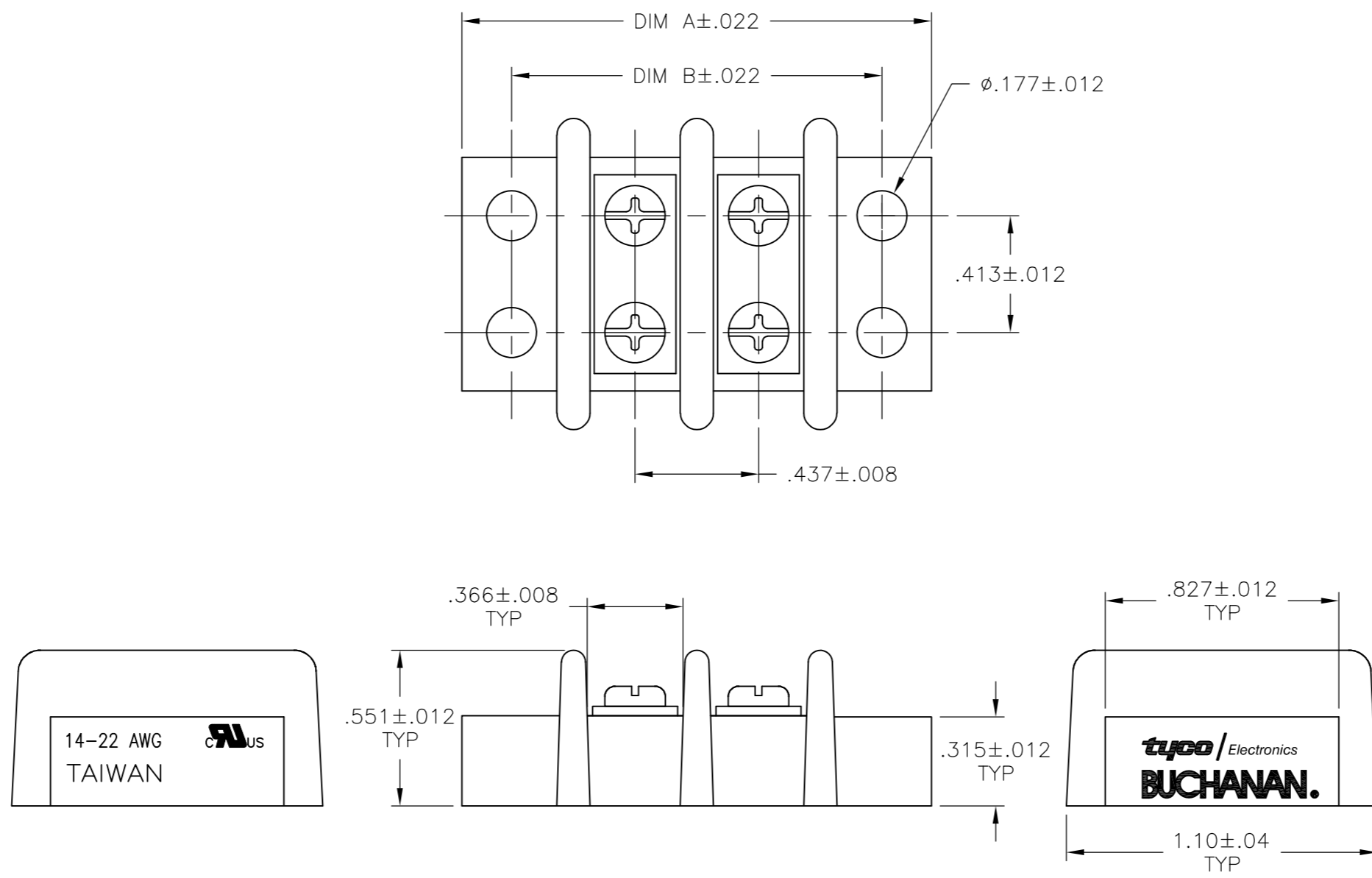
TERMINAL:
 TERMINALS: BRASS, TIN PLATED
 SCREWS: 6-32 STEEL, NICKEL PLATED

MECHANICAL:
 PITCH: .437
 WIRE RANGE: 14-22 AWG
 RECOMMENDED TIGHTENING TORQUE: 12IN-LB

ELECTRICAL PROPERTIES:
 MAX CURRENT: 25A
 OPERATING VOLTAGE: 300V

ENVIRONMENTAL PROPERTIES:
 OPERATING TEMP: -40°C TO 120°C

- ① SEE FIGURE.
- ② PRELIMINARY PART NUMBER.
- ③ STAINLESS STEEL SCREWS.
- ④ WHITE INK STAMP.



| | | | | |
|---|-------|-------|-----------|-------------|
| ② | 5.681 | 5.992 | 12 | 4-1546670-2 |
| ② | 9.177 | 9.488 | 20 | 2-1546670-0 |
| ② | 8.740 | 9.051 | 19 | 1-1546670-9 |
| ② | 8.303 | 8.614 | 18 | 3-1546670-0 |
| ② | 8.303 | 8.614 | 18 | 1-1546670-8 |
| ② | 7.866 | 8.177 | 17 | 1-1546670-7 |
| ② | 7.429 | 7.740 | 16 | 1-1546670-6 |
| ② | 6.992 | 7.303 | 15 | 1-1546670-5 |
| ② | 6.555 | 6.866 | 14 | 1-1546670-4 |
| ② | 6.118 | 6.429 | 13 | 1-1546670-3 |
| ② | 5.681 | 5.992 | 12 | 1-1546670-2 |
| ② | 5.244 | 5.555 | 11 | 1-1546670-1 |
| ④ | 4.807 | 5.118 | 10 | 4-1546670-3 |
| ② | 4.807 | 5.118 | 10 | 3-1546670-8 |
| ② | 4.807 | 5.118 | 10 | 1-1546670-0 |
| ② | 4.370 | 4.681 | 9 | 3-1546670-5 |
| ② | 4.370 | 4.681 | 9 | 3-1546670-2 |
| ② | 4.370 | 4.681 | 9 | 1546670-9 |
| ① | 3.933 | 4.244 | 8 | 4-1546670-1 |
| ③ | 3.933 | 4.244 | 8 | 3-1546670-6 |
| ② | 3.933 | 4.244 | 8 | 3-1546670-4 |
| ② | 3.933 | 4.244 | 8 | 3-1546670-3 |
| ② | 3.933 | 4.244 | 8 | 1546670-8 |
| ② | 3.496 | 3.807 | 7 | 1546670-7 |
| ① | 3.059 | 3.370 | 6 | 3-1546670-1 |
| ① | 3.059 | 3.370 | 6 | 1546670-6 |
| ① | 2.622 | 2.933 | 5 | 2-1546670-8 |
| ① | 2.622 | 2.933 | 5 | 2-1546670-7 |
| ② | 2.622 | 2.933 | 5 | 1546670-5 |
| ② | 2.622 | 2.933 | 4 | 3-1546670-9 |
| ① | 2.185 | 2.496 | 4 | 2-1546670-9 |
| ① | 2.185 | 2.496 | 4 | 1546670-4 |
| ① | 1.748 | 2.059 | 3 | 1546670-3 |
| ① | 1.311 | 1.622 | 2 | 1546670-2 |
| | DIM B | DIM A | NO OF POS | PART NUMBER |

THIS DRAWING IS A CONTROLLED DOCUMENT.

| | | |
|------|-----------|--------|
| DWN | S SCHEGEL | 4/4/03 |
| CHK | C RICHARD | 4/4/03 |
| APVD | C RICHARD | 4/4/03 |

Tyco Electronics Tyco Electronics Corporation
 B&Brisburg, PA 17105

NAME: DOUBLE ROW BARRIER STRIP W/ BINDING HD SCREW, .437 SPACING

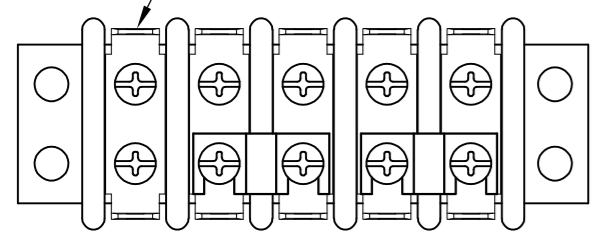
| | | | |
|------|-----------|------------|---------------|
| SIZE | CAGE CODE | DRAWING NO | RESTRICTED TO |
| A2 | 00779 | C=1546670 | - |

CUSTOMER DRAWING SCALE: NTS SHEET: 1 of 3 REV: K14

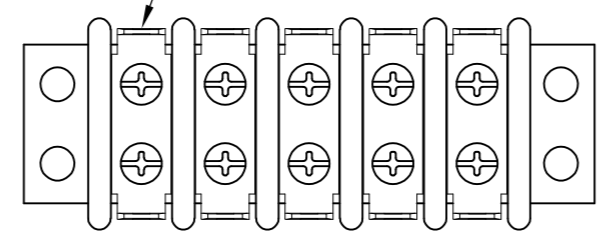
THIS DRAWING IS UNPUBLISHED. RELEASED FOR PUBLICATION
 © COPYRIGHT BY TYCO ELECTRONICS CORPORATION. ALL RIGHTS RESERVED.

| LOC | | DIST | | REVISIONS | | | | | |
|-----|--|------|--|-------------|-----|-------------|------|-----|------|
| FT | | 0 | | P | LTR | DESCRIPTION | DATE | DWN | APVD |
| | | | | SEE SHEET 1 | | | | | |


DOUBLE SIDED, DOUBLE HOLE
QC TAB, QTY 5



DOUBLE SIDED, DOUBLE HOLE
QC TAB, QTY 5

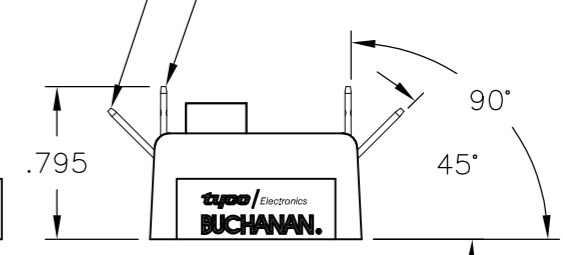


JUMPER, QTY 1

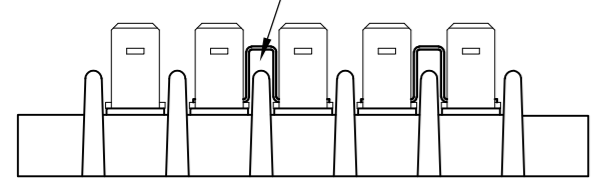


DOUBLE SIDED, DOUBLE HOLE
45° QC TAB, QTY 9

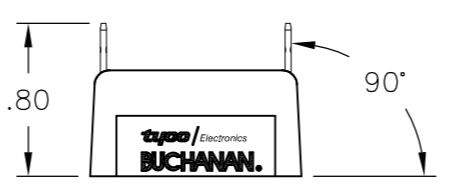
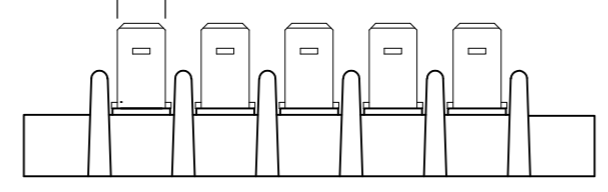
DOUBLE SIDED, DOUBLE HOLE
90° QC TAB, QTY 9



JUMPER QTY 2



.250
TYP

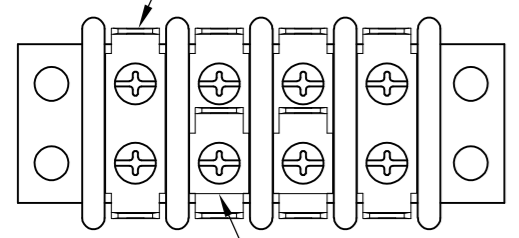


2-1546670-7

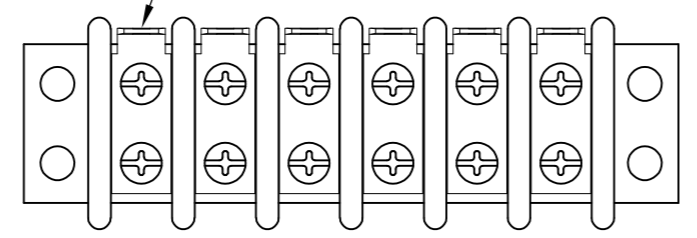
2-1546670-8

3-1546670-2

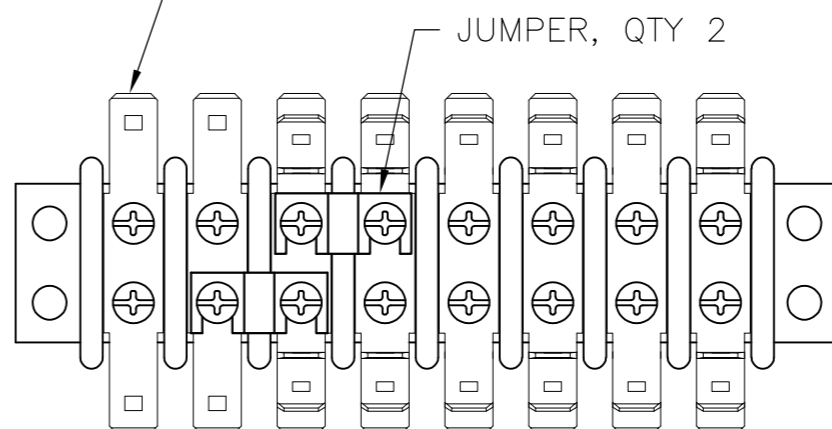
DOUBLE SIDED, DOUBLE HOLE
QC TAB, QTY 5



SINGLE SIDED, DOUBLE HOLE
QC TAB, QTY 6

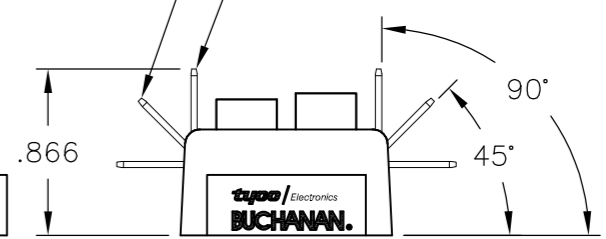


DOUBLE SIDED, DOUBLE HOLE
FLAT QC TAB, QTY 8.

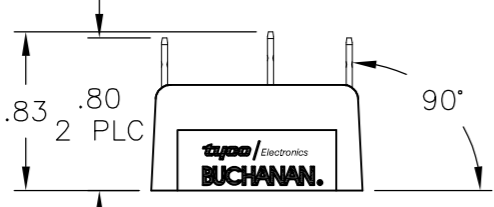
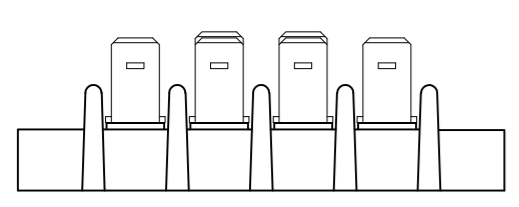


DOUBLE SIDED, DOUBLE HOLE
45° QC TAB, QTY 8

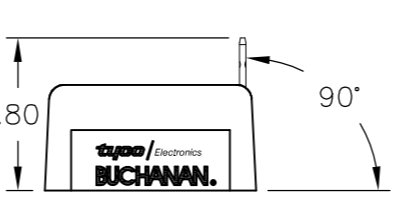
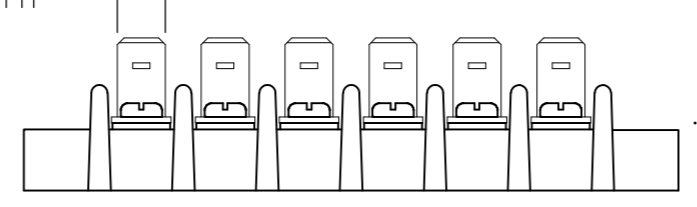
DOUBLE SIDED, DOUBLE HOLE
90° QC TAB, QTY 8



SINGLE SIDED, SINGLE HOLE
QC TAB, QTY 2



.250
TYP

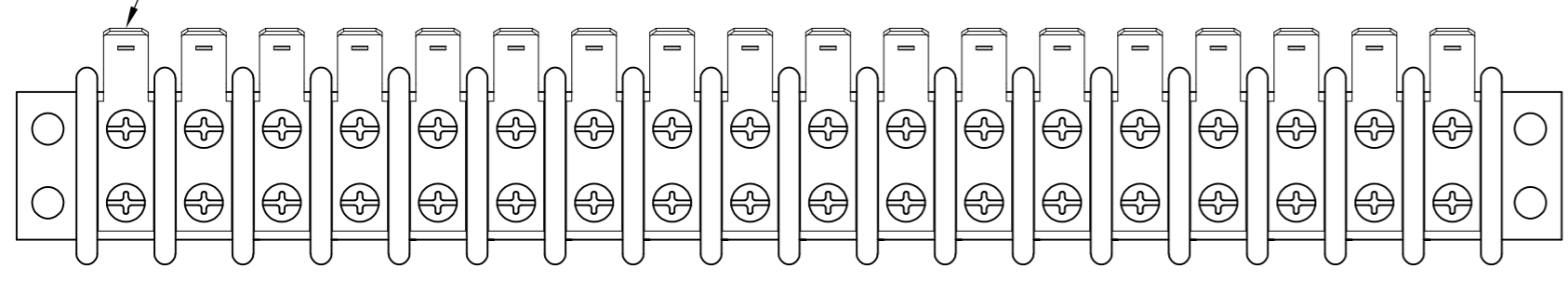


2-1546670-9

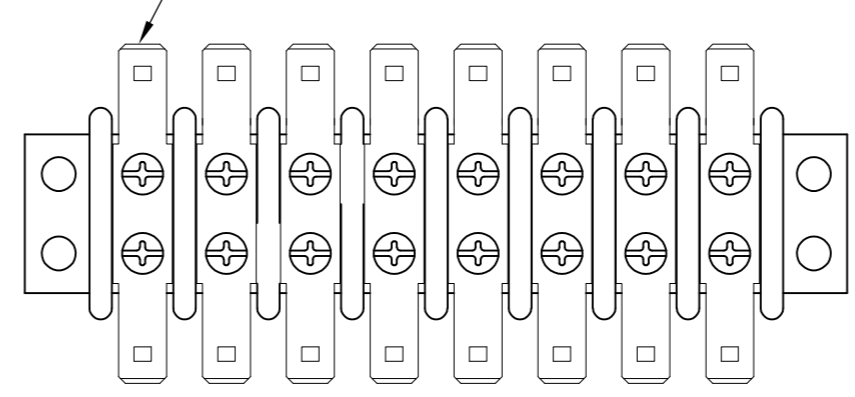
3-1546670-1

3-1546670-3

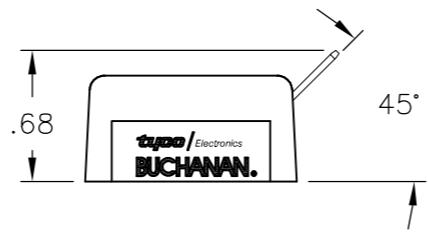
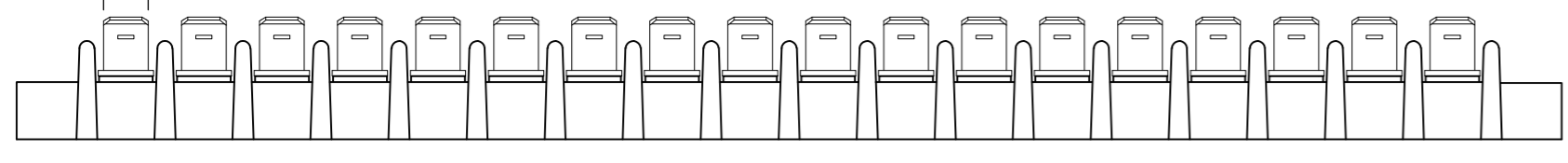
SINGLE SIDED, DOUBLE HOLE
QC TAB, QTY 18



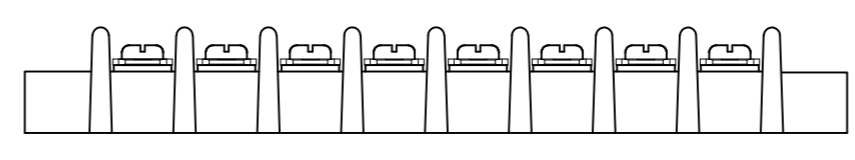
DOUBLE SIDED, DOUBLE HOLE
FLAT QC TAB, QTY 8.



.250
TYP



3-1546670-0



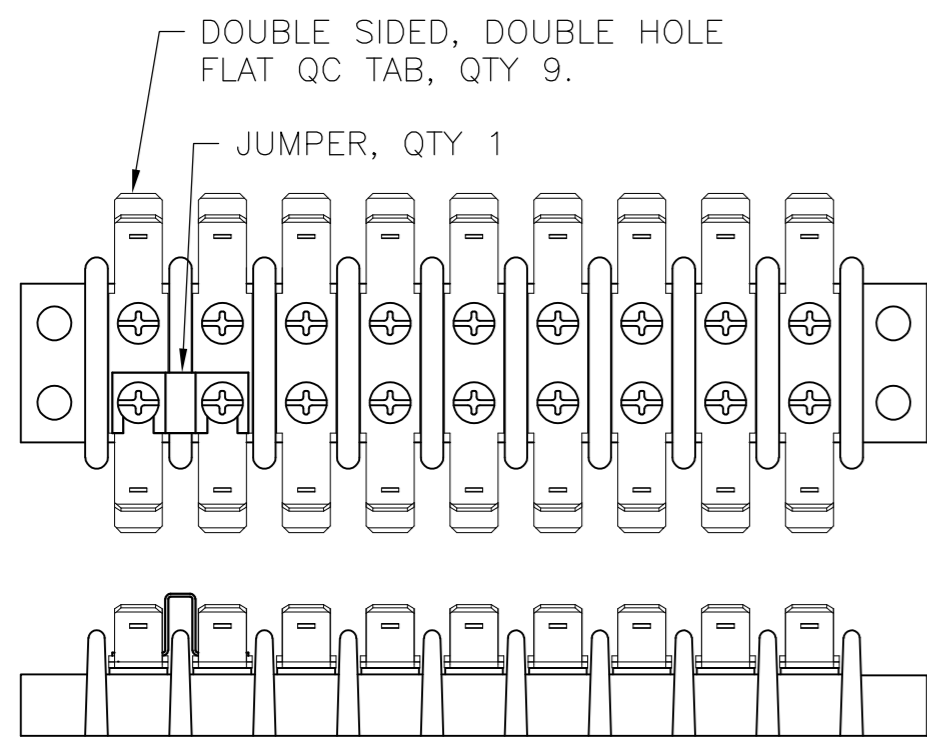
3-1546670-4

| | | | |
|--------|--------|-----------|-------------|
| 11.764 | 12.110 | 26 | 2-1546670-6 |
| 11.327 | 11.673 | 25 | 2-1546670-5 |
| 10.890 | 11.236 | 24 | 2-1546670-4 |
| 10.453 | 10.799 | 23 | 2-1546670-3 |
| 10.016 | 10.362 | 22 | 2-1546670-2 |
| 9.579 | 9.925 | 21 | 2-1546670-1 |
| 9.142 | 9.488 | 20 | 3-1546670-7 |
| DIM B | DIM A | NO OF POS | PART NUMBER |

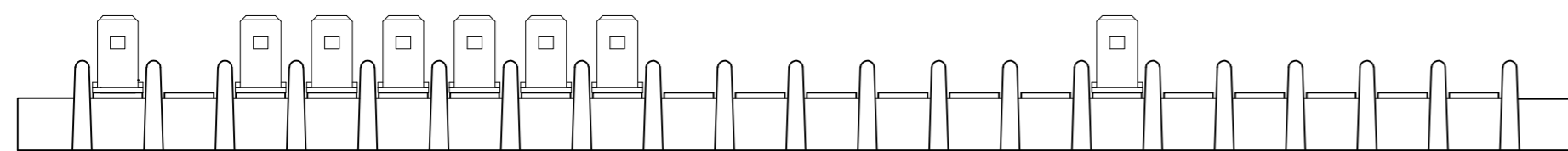
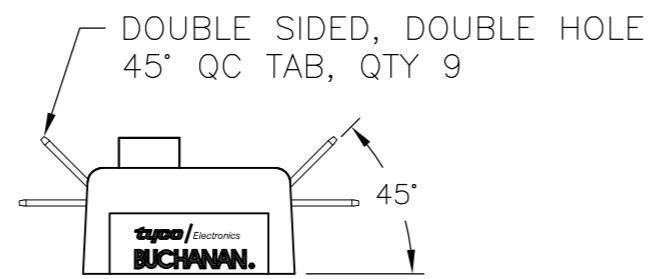
| | | | | | |
|---|--|------------------|-----------|--|--|
| THIS DRAWING IS A CONTROLLED DOCUMENT. | | DWN | S SCHEGEL | 4/4/03 | Tyco Electronics Corporation Harrisburg, PA 17105 |
| DIMENSIONS: INCHES | | CHK | C RICHARD | 4/4/03 | |
| TOLERANCES UNLESS OTHERWISE SPECIFIED: | | APVD | C RICHARD | 4/4/03 | |
| 0 PLC ± - 1 PLC ± - 2 PLC ± .01 3 PLC ± .005 4 PLC ± - ANGLES ± 3° | | PRODUCT SPEC | NAME | | |
| MATERIAL | | APPLICATION SPEC | | DOUBLE ROW BARRIER STRIP W/ BINDING HD SCREW, .437 SPACING | |
| FINISH | | WEIGHT | SIZE | | CAGE CODE |
| | | CUSTOMER DRAWING | | A2 | 00779 |
| | | SCALE | | DRAWING NO | |
| | | NTS | | C=1546670 | |
| | | SHEET | | RESTRICTED TO | |
| | | 2 OF 3 | | - | |
| | | REV | | K14 | |

THIS DRAWING IS UNPUBLISHED. RELEASED FOR PUBLICATION
 © COPYRIGHT BY TYCO ELECTRONICS CORPORATION. ALL RIGHTS RESERVED.

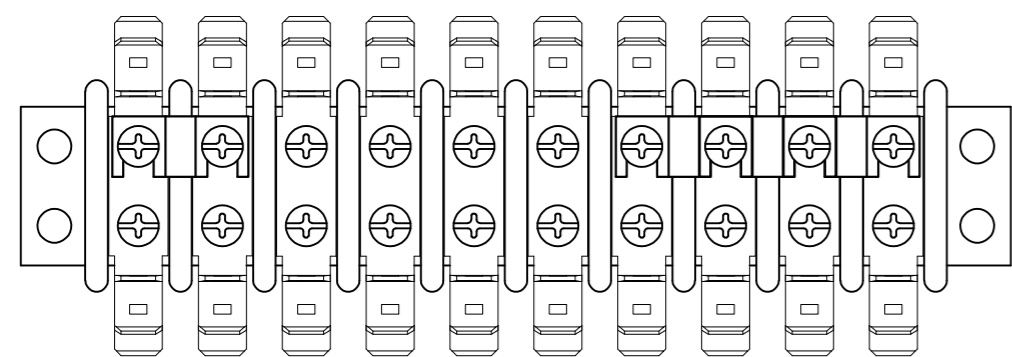
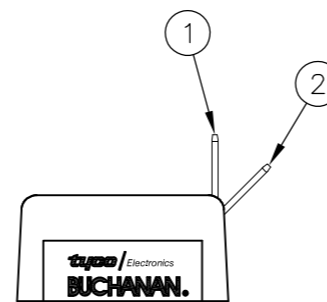
| LOC | DIST | REVISIONS | | | | | |
|-----|------|-----------|-----|-------------|------|-----|------|
| FT | 0 | P | LTR | DESCRIPTION | DATE | DWN | APVD |
| | | | | SEE SHEET 1 | | | |



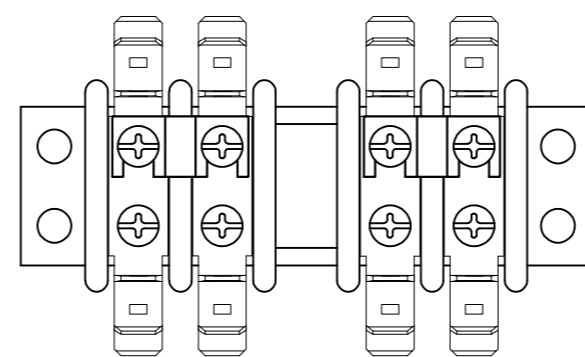
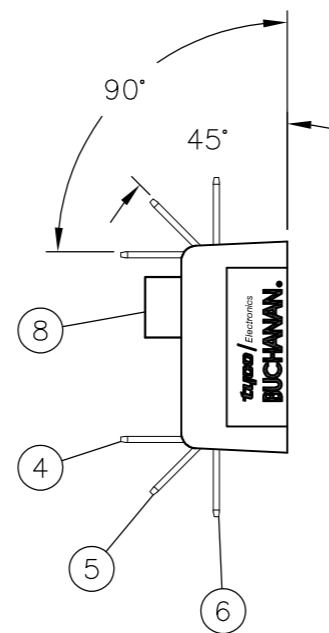
3-1546670-5



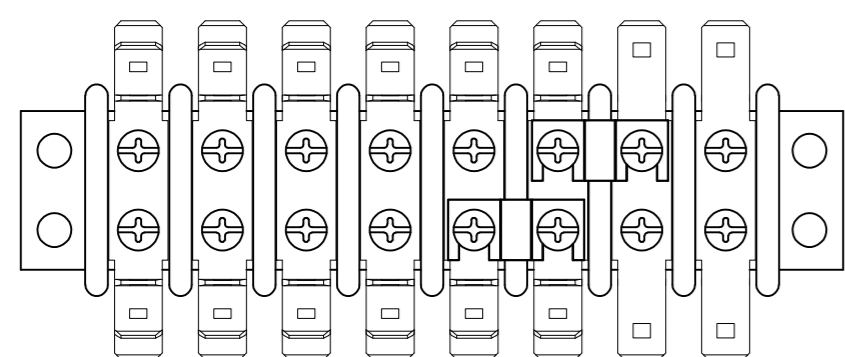
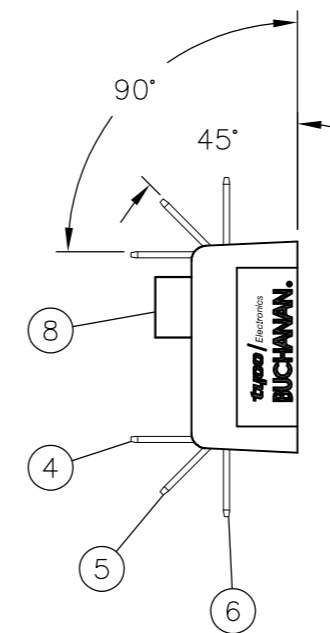
3-1546670-7



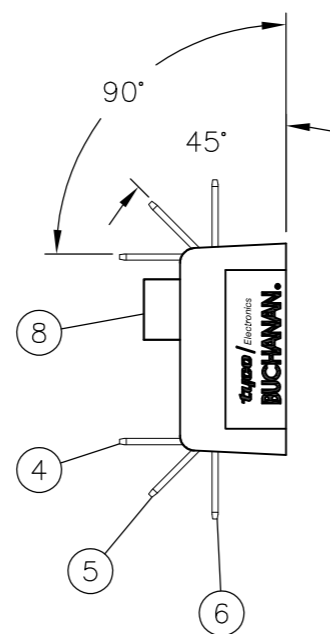
3-1546670-8



3-1546670-9



4-1546670-1



| | | | | | |
|---|--|------------------|-----------|--|--|
| THIS DRAWING IS A CONTROLLED DOCUMENT. | | DWN | S SCHEGEL | 4/4/03 | Tyco Electronics Corporation Harrisburg, PA 17105 |
| DIMENSIONS: INCHES | | CHK | C RICHARD | 4/4/03 | |
| TOLERANCES UNLESS OTHERWISE SPECIFIED: | | APVD | C RICHARD | 4/4/03 | |
| 0 PLC ± - 1 PLC ± - 2 PLC ± .01 3 PLC ± .005 4 PLC ± - ANGLES ± 3° | | PRODUCT SPEC | NAME | | |
| MATERIAL | | APPLICATION SPEC | | DOUBLE ROW BARRIER STRIP W/ BINDING HD SCREW, .437 SPACING | |
| FINISH | | WEIGHT | SIZE | | RESTRICTED TO |
| - | | - | A2 | CAGE CODE | |
| | | CUSTOMER DRAWING | 00779 | DRAWING NO | |
| | | SCALE | C=1546670 | | |
| | | NTS | SHEET | | |
| | | | 3 OF 3 | | |
| | | | REV | | |
| | | | K14 | | |